

***QST Product Review Expanded Test-Result Report
Supplementary Graphs***

Manufacturer: Kenwood

Model: TS-570S(G)

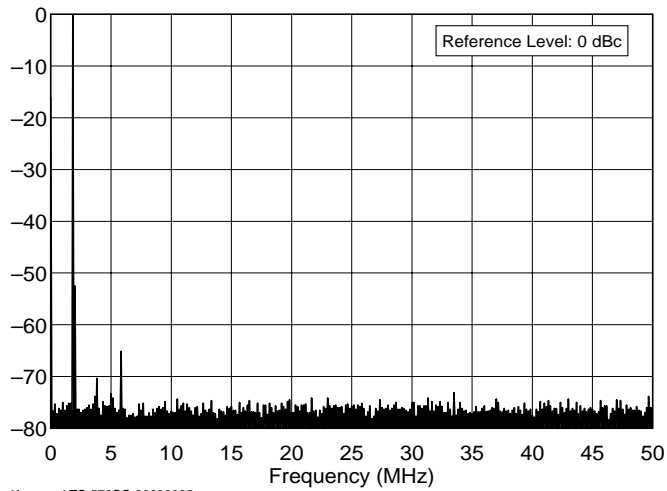
QST Issue: May, 1999

The ARRL performs extensive testing on all radios that are featured in the QST "Product Review" column. We are unable to publish all of the test results in the magazine, but the nature of electronic publication allows us to publish additional information on the Web that would not be cost effective to do on paper. This PDF file contains graphs of all of the spectral-display data gathered in the ARRL Lab. These include spurious emissions, transmit IMD and composite-noise test results, if applicable. These additional test results are available on the ARRL members-only page as a service to ARRL members.

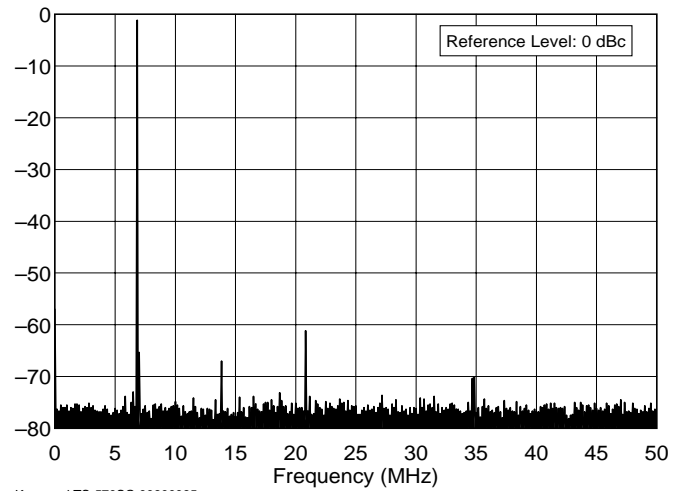
The test procedures that the ARRL Lab uses are documented in *The ARRL Laboratory Test Procedures Manual*, available to ARRL members at

<http://www.arrl.org/members-only/prodrev/testproc.pdf>

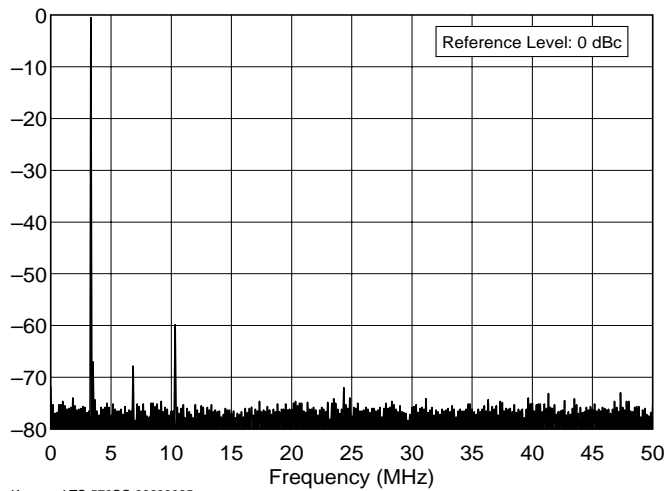
Questions about testing performed by the ARRL Laboratory can be directed to Mike Tracy, KC1SX at kc1sx@arrl.org.



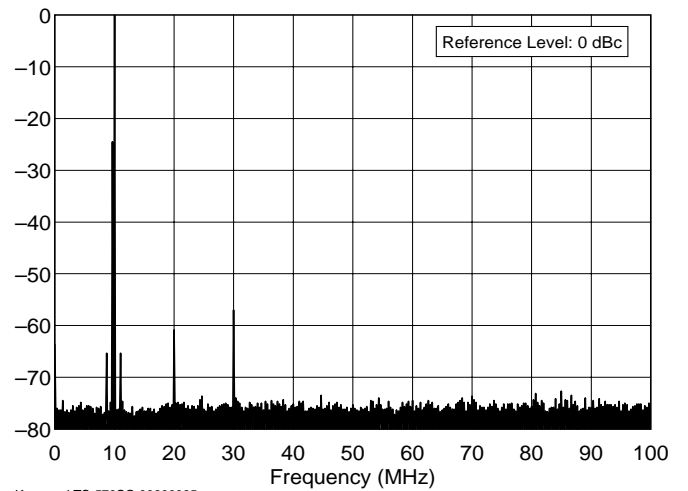
Kenwood TS-570SG 00600065
 1.8 MHz Band, Spectral Purity, 100 W
 F:\SHARED\PROD_REV\TESTS\TS570G\TS570SLO.TXT



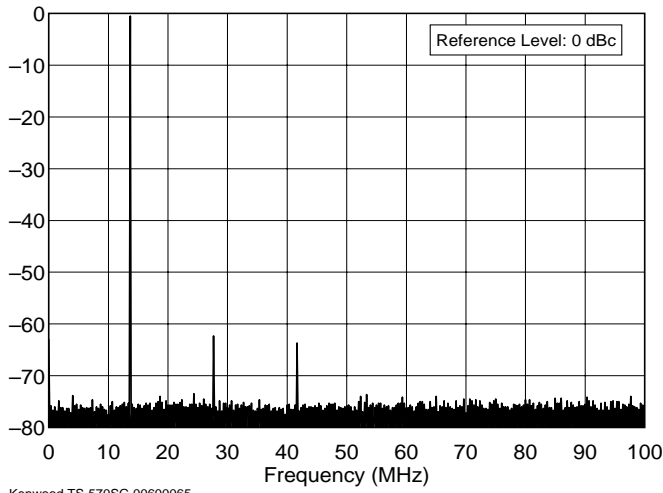
Kenwood TS-570SG 00600065
 7.0 MHz Band, Spectral Purity, 100 W
 F:\SHARED\PROD_REV\TESTS\TS570G\TS570S40.TXT



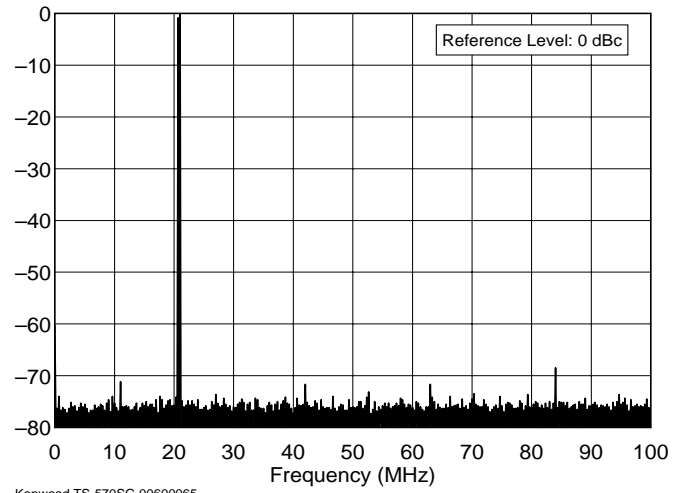
Kenwood TS-570SG 00600065
 3.5 MHz Band, Spectral Purity, 100 W
 F:\SHARED\PROD_REV\TESTS\TS570G\TS570S80.TXT



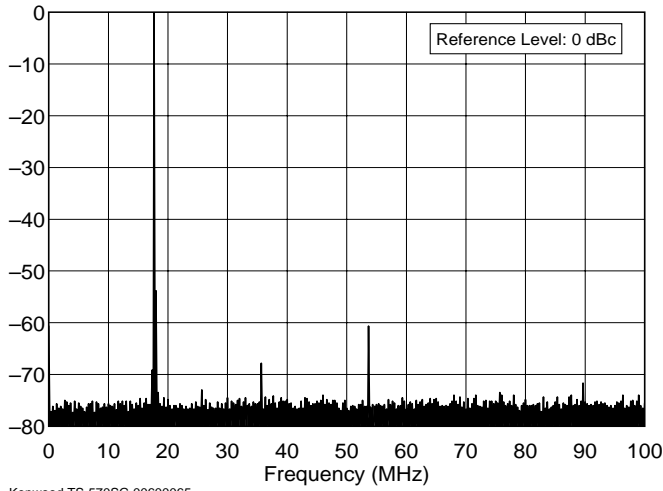
Kenwood TS-570SG 00600065
 10.1 MHz Band, Spectral Purity, 100 W
 F:\SHARED\PROD_REV\TESTS\TS570G\TS570S30.TXT



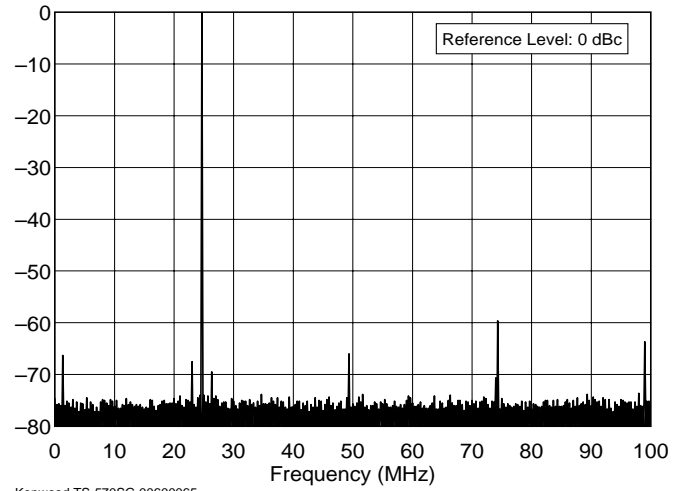
Kenwood TS-570SG 00600065
 14.0 MHz Band, Spectral Purity, 100 W
 F:\SHARED\PROD_REV\TESTS\TS570G\TS570S20.TXT



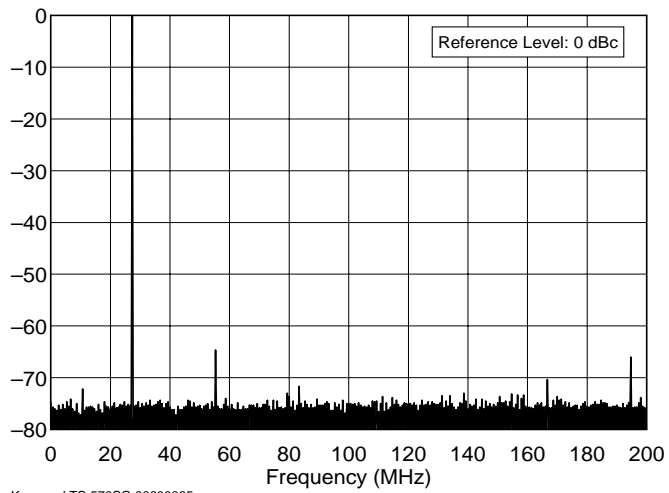
Kenwood TS-570SG 00600065
 21.0 MHz Band, Spectral Purity, 100 W
 F:\SHARED\PROD_REV\TESTS\TS570G\TS570S15.TXT



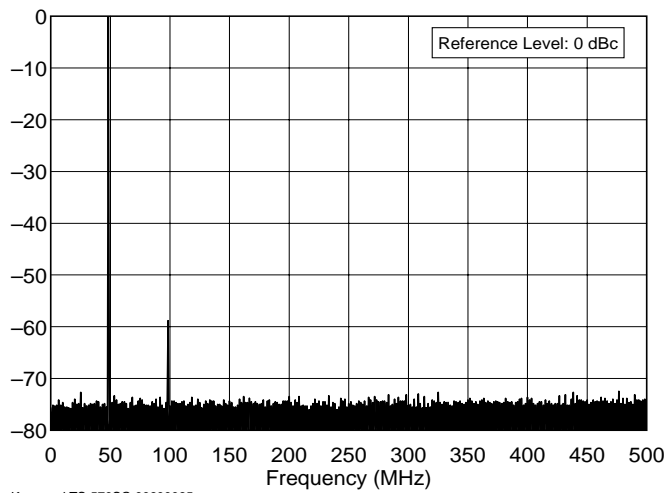
Kenwood TS-570SG 00600065
 18.1 MHz Band, Spectral Purity, 100 W
 F:\SHARED\PROD_REV\TESTS\TS570G\TS570S17.TXT



Kenwood TS-570SG 00600065
 24.9 MHz Band, Spectral Purity, 100 W
 F:\SHARED\PROD_REV\TESTS\TS570G\TS570S12.TXT

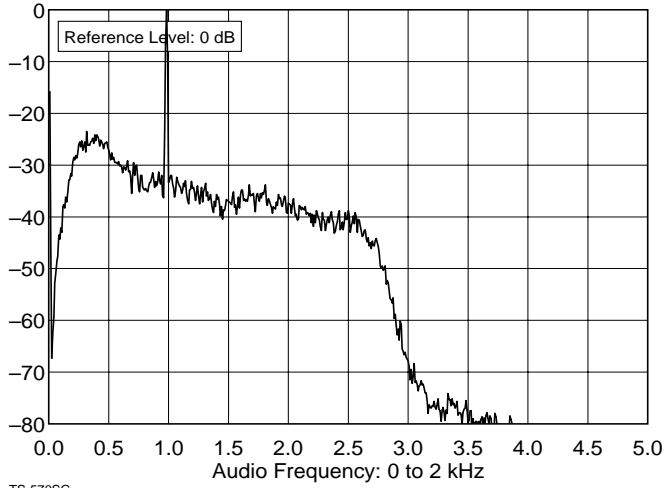


Kenwood TS-570SG 00600065
28.0 MHz Band, Spectral Purity, 100 W
F:\SHARED\PROD_REV\TESTS\TS570G\TS570S10.TXT

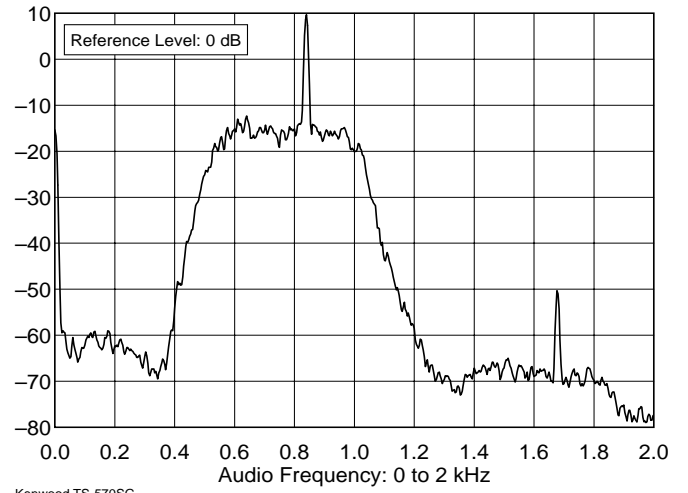


Kenwood TS-570SG 00600065
50.0 MHz Band, Spectral Purity, 100 W
F:\SHARED\PROD_REV\TESTS\TS570G\TS570S6M.TXT

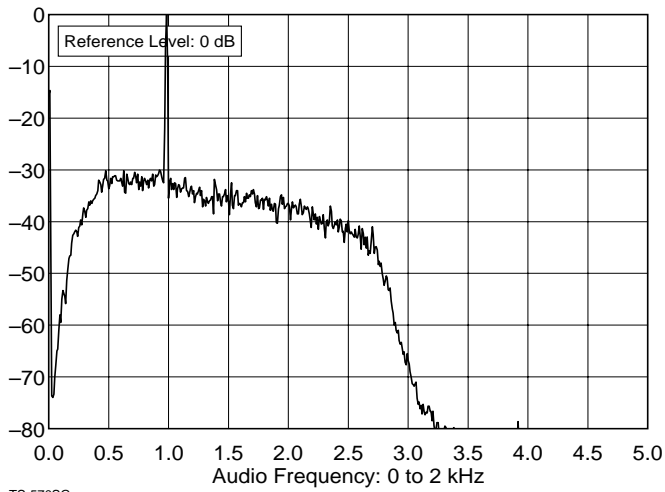
Bass-boost plot - using a constant carrier at 1 kHz and broadband noise:



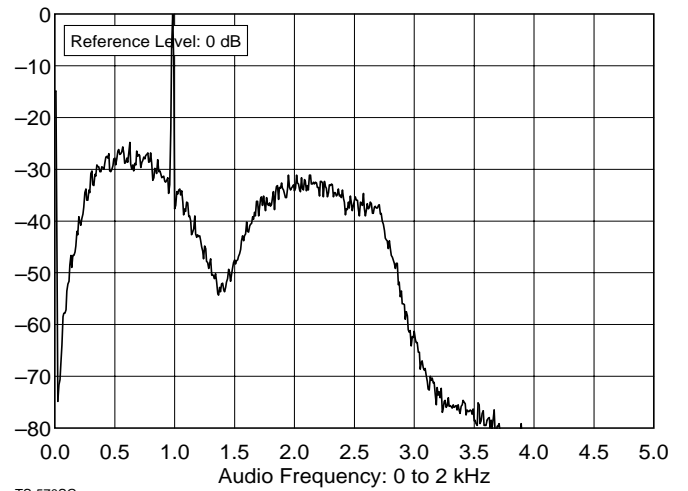
TS-570SG
14.020 MHz, RX eq, Bass Boost
F:\SHARED\PROD_REV\TESTS\TS570G\TS570BB.TXT



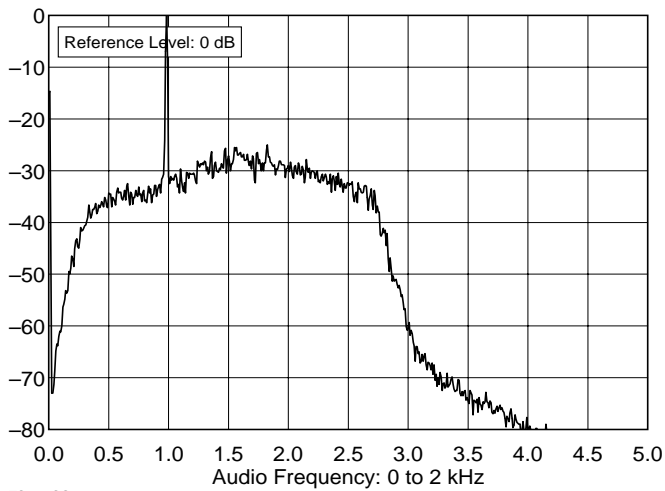
Kenwood TS-570SG
14.020 MHz, CW 500 Hz, no NR, no EQ
F:\SHARED\PROD_REV\TESTS\TS570G\TS570CWN.TXT



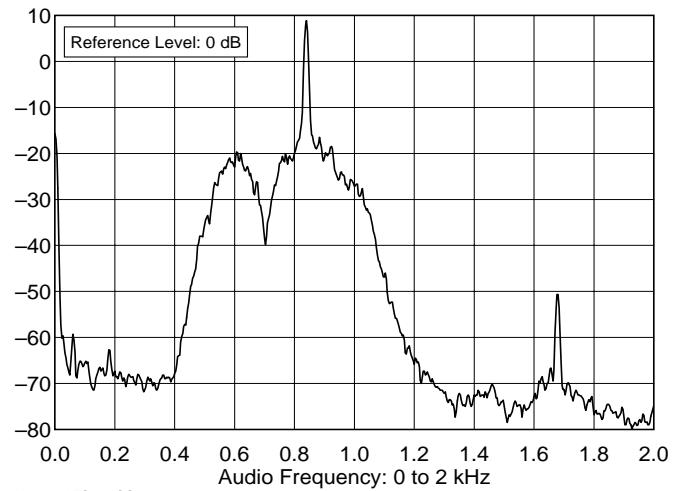
TS-570SG
14.020 MHz, RX eq, Conventional
F:\SHARED\PROD_REV\TESTS\TS570G\TS570CV.TXT



TS-570SG
14.020 MHz, RX eq, Formant Pass
F:\SHARED\PROD_REV\TESTS\TS570G\TS570FP.TXT

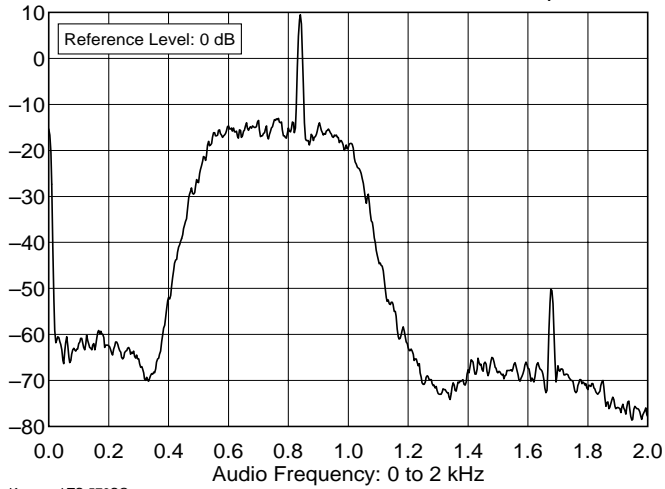


TS-570SG
14.020 MHz, RX eq, High Boost
F:\SHARED\PROD_REV\TESTS\TS570G\TS570HB.TXT

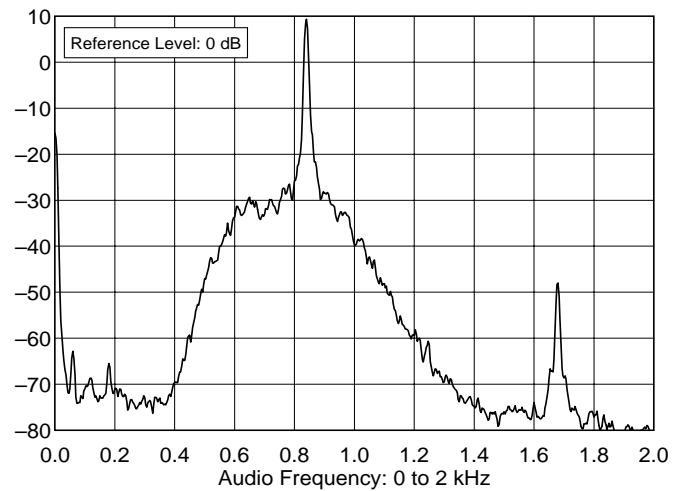


Kenwood TS-570SG
14.020 MHz, CW 500 Hz, NR1 L9, no EQ
F:\SHARED\PROD_REV\TESTS\TS570G\TS570NR9.TXT

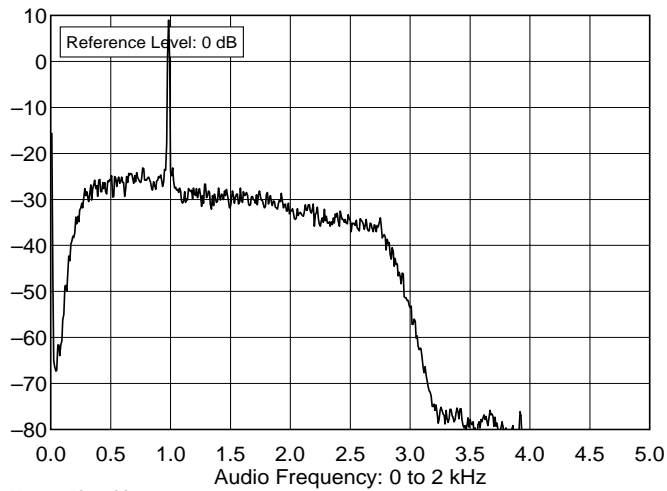
Noise reduction 1 on, noise reduction level at 1, equalizer off



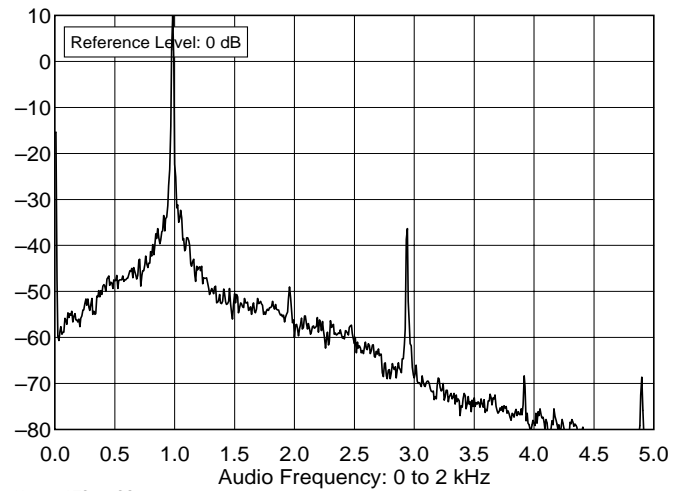
Kenwood TS-570SG
14.020 MHz, CW 500 Hz, NR1 L1, no EQ
F:\SHARED\PROD_REV\TESTS\TS570G\TS570NR1.TXT



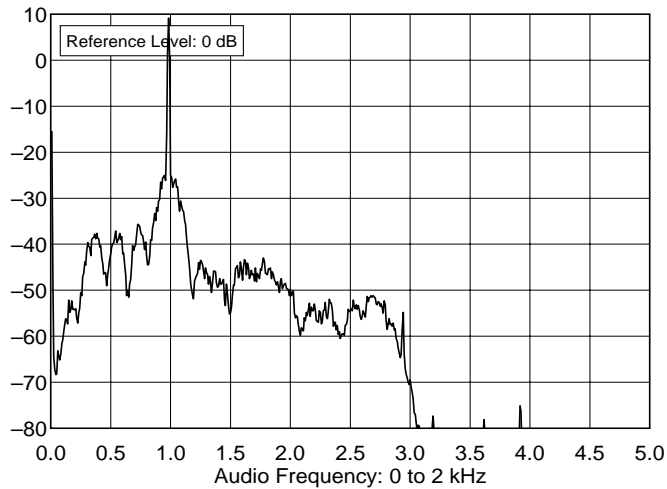
Kenwood TS-570SG
14.020 MHz, CW 500 Hz, NR2, no EQ
F:\SHARED\PROD_REV\TESTS\TS570G\TS570NR2.TXT



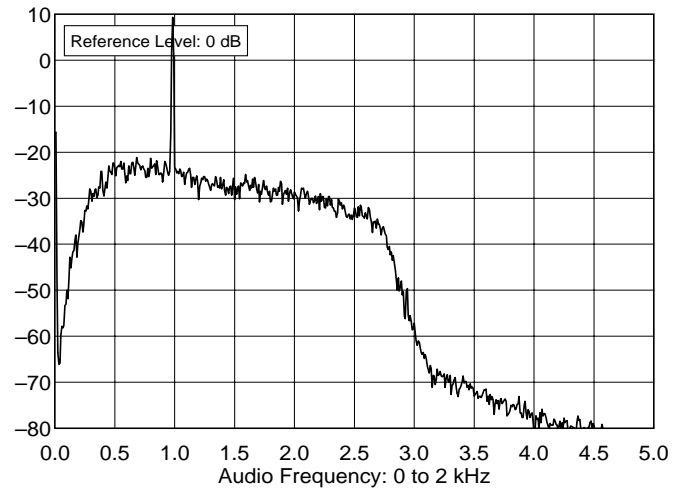
Kenwood TS-570SG
 14.020 MHz, USB, NR1 L1, no EQ
 F:\SHARED\PROD_REV\TESTS\TS570G\TS570NU1.TXT



Kenwood TS-570SG
 14.020 MHz, USB, NR2, no EQ
 F:\SHARED\PROD_REV\TESTS\TS570G\TS570NU2.TXT



Kenwood TS-570SG
 14.020 MHz, USB, NR1 L9, no EQ
 F:\SHARED\PROD_REV\TESTS\TS570G\TS570NU9.TXT



Kenwood TS-570SG
 14.020 MHz, USB, no NR, no EQ
 F:\SHARED\PROD_REV\TESTS\TS570G\TS570USB.TXT